



Sahuarita Indoor Percussion 2025 Auditions

Hello future member of Sahuarita Indoor Percussion!

Thank you for your interest in Sahuarita Indoor Percussion. Congratulations on taking the first step to becoming a member!

We are a group of musicians that aim to have fun through quality relationships, high quality performance, and musicality. Sahuarita Indoor Percussion works hard, plays hard, and enjoys success through teamwork. Being a part of this ensemble will entail high expectations, where you will be asked to show up prepared, work outside of rehearsal time, and always pursue excellence.

If you have any questions, always feel free to reach out to me. Have fun and good luck!

Mr. Cervenka
Indoor Percussion Director
tcervenka@sahuarita.net

AUDITIONS: Saturday, December 7, 2024 7:30a-4:00p @ SHS

You MUST fill out the registration form to audition before December 1!

Attached is the audition packet for all instruments. Snare, Tenors, Mallets, Synth will be asked to play the corresponding excerpt and exercises attached below.

Mallets will also be requested to play green scales in the key of C, D, Bb, and Eb

Bass Drums will not have an etude, but will be assessed on the packet.

Cymbals will be assessed on rhythm reading, and visual aptitude.

All prospective battery members will have a visual audition in addition to music (marching & simple choreography).

Drumset will be asked to play 16 measures of each of the following styles: Swing, Rock, Latin

REMEMBER:

Sahuarita Indoor Percussion is an **auditioned-based** ensemble. Instrument selection is based on the audition, which includes prepared material, scales/rudiments, trying different instruments, and sight reading. Seniority, preference, or entitlement does NOT dictate what a student plays. Myself and my staff will make the best decision for the ensemble.

Remember, you are auditioning for a spot in this program, and proving to the instructors that you belong here. We don't expect perfection on day one, but if you show us that you are not willing to put in the work, you WILL NOT be asked to return, regardless of skill level or past involvement with Sahuarita Indoor Percussion. We are coming together to create the best ensemble we can be, and one person with a bad attitude can ruin that for everyone. You can be taught to play, but we can't teach drive or ambition.

Snare

♩ = 104 1-6 **A** 7-11 **B** 12-15 16 **C** 17-20 21 **D** use zones to help shape dynamics

23 24 25 26 27

mp *ff* *p* *ff* *p* *f*

L r l r l R l r l R l r l R l r l R l r l R R R l r L r l R l R L R L R L R

28 29 30 31

R

32 33 34-37 **F** 38-40 41 42 43 flick stick out

ff *p* *mf*

l r l r l r l r l b r l L R r r r

Tenors

♩ = 104 1-6 **A** 7-11 **B** 12-15 16 **C** 17-20 21 **D**

23 24 25 26 27

mp *ff* *p* *ff* *f*

L r l r l R l r l R l r l R l r l R R R l r L r l R l R L R L R L R

28 29 30 31

R

32 33 34-37 **F** 38-46 **F10** 47-50 **G** 51-55 56

ff *p*

s.c.

Snares


Law School

Level 1, Version 1.0



Griffin Law

Basic Strokes

"Eights"



"Accept Tap"



"Flam Breakdown"

*Repeat each 2 bar phrase with: open spacing, double stops, closed spacing
then repeat entire exercise off the left hand*



Snares

29

r ...

1 ...

b ...

32

$$r \quad l \quad r \quad l \quad \dots$$
$$r \quad r \quad r \quad l \quad \dots$$

35

$$r \quad l \quad r \quad l \quad \dots$$
$$r \quad 1 \quad 1 \quad 1 \quad \dots$$

37

r l r l r l r r r l r r r l r l r l r l r l l l r l l l

39

$$r \quad l \quad r \quad l \quad \dots$$

r r r l r r r l r l l l r l l l

41

r r r l l l r r r l l l r l r l r

1

"Paradiddles"

44

R l r r L r l l R l r r L r l l R l r r l l r r L r l l r r l l

46

R l r r L r l l r r L r l l R l r r l l R l r r L r l l R l r r

48

L r l l R l r r l l R l r r L r l l r r L r l l R l r r L r l l

Feet don't change.

50

R l r r L r l l R l r l r r L r l l R l r r L r l r l l

52

R l r r L r l l R l r l r r L r l l R l r r L r l r l l

54



R l r r L r l l R l r r L r l l R l r r L r l l R l l R l l R L

Snares

Triplet Sequence

"Triplet Grid"

"4's" - Play 1x



"SSL Triplet Rolls"

Variations: Buzz, Double, Partial (1,2,3), Tap roll, Tap 5



Snares

"Sixteenth Grid"

Sixteenth Sequence

"4's" - Play 1x




R l r l R l r l ...




"2's" - Play 2x



"4's" - Play 4x



Tag



"Sixteenth Timing"

r l r l r l r l r r l r r l r l l r l l



Continue natural stickings patterns

l r l l r l



Tag

r l l l r r r l l r r l l l l l l r l r

"SSL Sixteenth Roll"

Variations: Buzz, Double, Partial (1,2,3,4), Tap roll



Tenors

Law School

Level 1, Version 1.0

Griffin Law

Basic Strokes

"Eights"

Measures 1-10 of the "Eights" exercise. The notation is on a single staff with a treble clef and a 4/4 time signature. The first measure contains a whole note with a 'r' below it. The second measure contains a whole note with a 'l' below it. The third measure contains a whole note with a 'r' below it. The fourth measure contains a whole note with a 'l' below it. The fifth measure contains a whole note with a 'r' below it. The sixth measure contains a whole note with a 'l' below it. The seventh measure contains a whole note with a 'r' below it. The eighth measure contains a whole note with a 'l' below it. The ninth measure contains a whole note with a 'r' below it. The tenth measure contains a whole note with a 'l' below it. The exercise ends with a double bar line and a first ending bracket over the final measure.

Measures 11-15 of the "Accept Tap" exercise. The notation is on a single staff with a treble clef and a 4/4 time signature. The first measure contains a whole note with a 'r' below it. The second measure contains a whole note with a 'l' below it. The third measure contains a whole note with a 'r' below it. The fourth measure contains a whole note with a 'l' below it. The fifth measure contains a whole note with a 'r' below it. The sixth measure contains a whole note with a 'l' below it. The seventh measure contains a whole note with a 'r' below it. The eighth measure contains a whole note with a 'l' below it. The ninth measure contains a whole note with a 'r' below it. The tenth measure contains a whole note with a 'l' below it. The exercise ends with a double bar line and a first ending bracket over the final measure.

"Flam Breakdown"

Repeat each 2 bar phrase with: open spacing, double stops, closed spacing then repeat entire exercise off the left hand

Measures 21-24 of the "Flam Breakdown" exercise. The notation is on a single staff with a treble clef and a 4/4 time signature. The first measure contains a whole note with a 'r' below it. The second measure contains a whole note with a 'l' below it. The third measure contains a whole note with a 'r' below it. The fourth measure contains a whole note with a 'l' below it. The exercise ends with a double bar line and a first ending bracket over the final measure.

29 "Stick Control"



32



34



36



38



40



44 "Paradiddles"

R l r r L r l l R l r r L r l l R l r r l l r r L r l l r r l l

46

R l r r L r l l r r L r l l R l r r l l R l r r L r l l R l r r

48

L r l l R l r r l l R l r r L r l l r r L r l l R l r r L r l l

50 Feet don't change.

R l r r L r l l R l r l r r L r l l R l r r L r l r l l

52

R l r r L r l l R l r l r r L r l l R l r r L r l r l l

54

R l r r L r l l R l r r L r l l R l l R l l R L

Tenors

Triplet Sequence

"Triplet Grid"

"4's" - Play 1x



"2's" - Play 2x



"1's" - Play 4x


Stickings invert every repeat



"Triplet Timing"



12



Play 2x



"SSL Triplet Rolls"

Variations: Buzz, Double, Partial (1,2,3), Tap roll, Tap 5

20



22


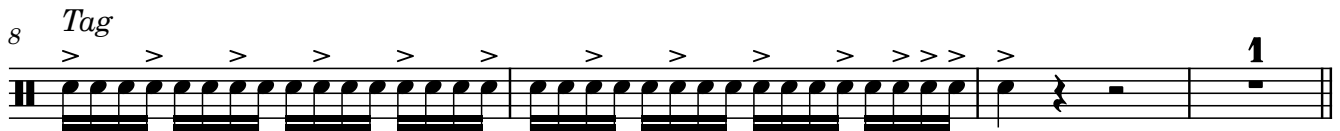
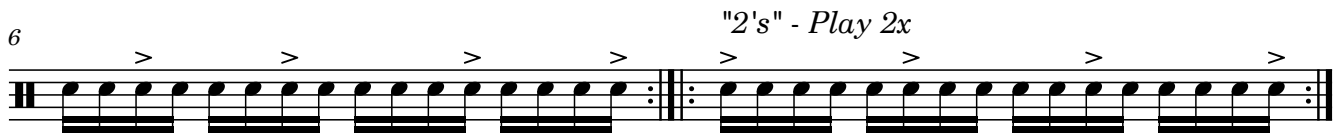



Tenors

"Sixteenth Grid"

Sixteenth Sequence

"4's" - Play 1x



"SSL Sixteenth Roll"

Variations: Buzz, Double, Partial (1,2,3,4), Tap roll



Bass Drums (5)

Law School

Level 1, Version 1.0

Griffin Law

"Eights"

Variations:

1's, 2's, 3's, 4's

Basic Strokes

Measures 1-10 of the "Eights" section. The notation is on a single staff with a 4/4 time signature. It shows various rhythmic patterns for the right (r) and left (l) hands. Measure 1 starts with a right hand stroke. Measures 2-3 show a left hand stroke followed by a right hand stroke. Measures 4-5 show a left hand stroke followed by a right hand stroke. Measures 6-7 show a left hand stroke followed by a right hand stroke. Measure 8 shows a left hand stroke followed by a right hand stroke. Measure 9 shows a left hand stroke followed by a right hand stroke. Measure 10 shows a left hand stroke followed by a right hand stroke.

11 "Accept Tap"

Measures 11-17 of the "Accept Tap" section. The notation is on a single staff with a 4/4 time signature. It shows various rhythmic patterns for the right (r) and left (l) hands. Measure 11 starts with a right hand stroke. Measures 12-13 show a left hand stroke followed by a right hand stroke. Measures 14-15 show a left hand stroke followed by a right hand stroke. Measure 16 shows a left hand stroke followed by a right hand stroke. Measure 17 shows a left hand stroke followed by a right hand stroke.

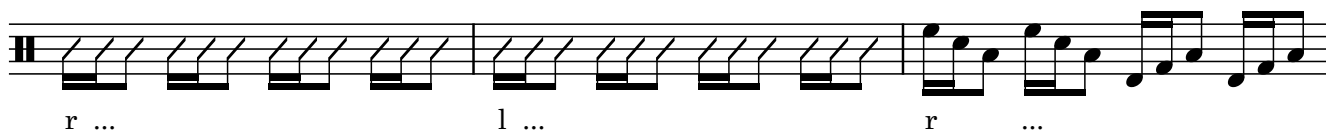
"Flam Breakdown"

Repeat each 2 bar phrase with: open spacing, double stops, closed spacing
then repeat entire exercise off the left hand

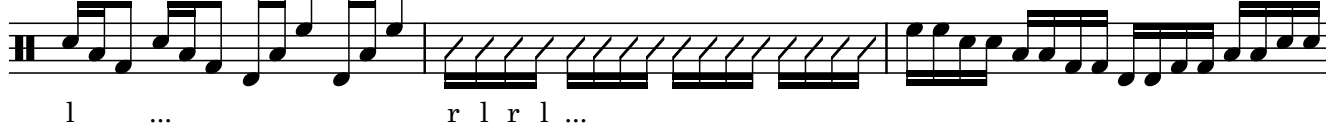
Measures 21-24 of the "Flam Breakdown" section. The notation is on a single staff with a 4/4 time signature. It shows various rhythmic patterns for the right (r) and left (l) hands. Measure 21 starts with a right hand stroke. Measures 22-23 show a left hand stroke followed by a right hand stroke. Measure 24 shows a left hand stroke followed by a right hand stroke.

"Stick Control"*Always As written*

29



32



35




37




39



41

**"Paradiddles"**


44



48



53




Bass Drums (5)

Triplet Sequence

"Triplet Grid"

"4's" - Play 1x



3

"2's" - Play 2x



"1's" - Play 4x

Stickings invert every repeat

7




10

"Triplet Timing"




12



16

Play 2x



"SSL Triplet Rolls"

Variations: Buzz, Double, Partial (1,2,3), Tap roll, Tap 5

20



22




Bass Drums (5)

"Sixteenth Grid"

"4's" - Play 1x

Sixteenth Sequence



3



5

"2's" - Play 2x



7

"2's" - Play 2x

Tag

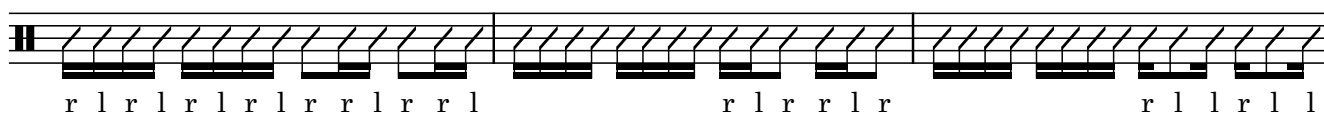


9



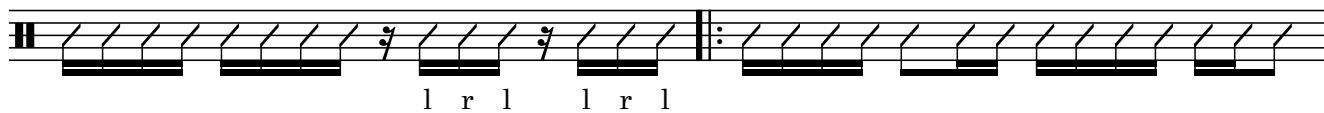
12

"Sixteenth Timing"




15

Continue natural stickings patterns

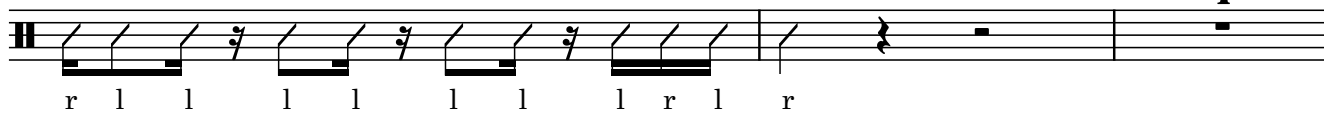


17

Tag



20



"SSL Sixteenth Roll"

Variations: Buzz, Double, Partial (1,2,3,4), Tap roll

23

Measures 23 and 24 of the 'SSL Sixteenth Roll' exercise. Measure 23 contains a repeat sign followed by a sequence of 16 sixteenth notes, grouped into four sets of four. Measure 24 continues the sequence with another 16 sixteenth notes, also grouped into four sets of four.

25

Measures 25 and 26 of the 'SSL Sixteenth Roll' exercise. Measure 25 contains a sequence of 16 sixteenth notes, grouped into four sets of four. Measure 26 contains a sequence of 16 sixteenth notes, grouped into four sets of four, followed by a repeat sign and a final measure with a whole note rest.

Mallets

Preshow ♩ = 184

A 1 2 4 2 3 4 → 5 6 7 8

2-3 *p* *mf-f* *p*

9 10 11 **B** 1 2 4 2 3 4 13 L 3 4 L 3 4 14

mf-ff *p-mp*

15 16 17 18 19 20 21

mp *f*

22 23 24 *8va* 25 **C** 7 27-33

mp *f* *mf* *ff*

D 35 36 37 38 39 40

ff *mp-mf* *mp*

41 42 43 44 45 46 cym 47 48

ff *fff*

Mallets

Law School

Level 1, Version 1.0

Griffin Law





Green Scales

Variations: Any major or minor keys, Holding 2 or 4 mallets.






Broccoli

Variations: Major chord voicing, Diatonic Movement, Grid it!



Mallets

Double Verticals



Mallets

Swimming

C Major



3 C#/Db Major



5 D Major



7 D#/Eb Major



9 E Major



11 F Major



13 F#/Gb Major



Mallets

Isolated Laterals

Variations: 3rds, 4ths, Octaves

4

6

6

r 1 2 r 1 2 r 1 2 r 1 2

3

6

6

6

6

1 4 3 1 4 3 1 4 3 1 4 3 r 1 2 r 1 2 r 1 2 r 1 2

5

6

6

1 4 3 1 4 3 1 4 3 1 4 3

Synth/Piano

Warm Piano + Airy Synth

♩ = 104

2 3 4 5 6 **A** 8

9 10 11 **B** 13 14 15

16 **C** 18 19 20 21 **D**

23 24 25 26 27 28 29

ff

2 3 4 5 6 **A** 8

9 10 11 **B** 13 14 15

16 **C** 18 19 20 21 **D**

23 24 25 26 27 28 29

ff