



Crucial Bowing Skills

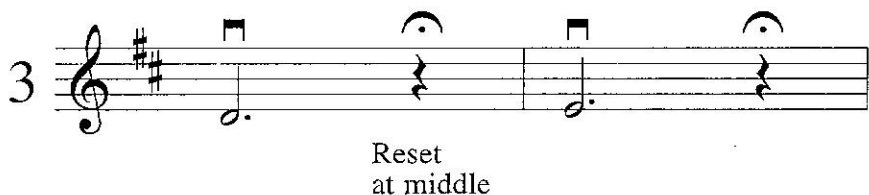
For use first on a single open string and later with a scale




Détaché: Middle of bow. On the string. One bow per note. Legato, not stopped. Beware frozen joints.




Middle to Frog: Keep bow 90° to the string by bending at the wrist. Keep elbow relaxed.



Middle to Tip: Keep bow 90° to the string by opening the elbow.




Whole bows: Adapt with wrist and elbow as in exs. 2 & 3. Maintain 90° degree angle- bow to



Whole, half, half: Use the whole bow on the long note and "localize" the short ones near the tip or frog.

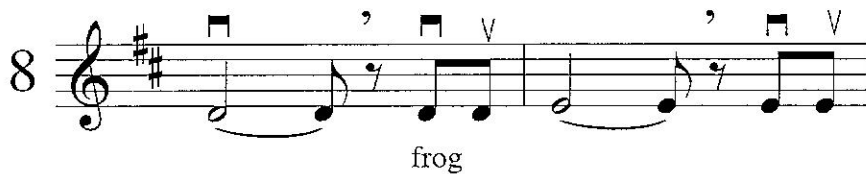


Staccato/ Martelé: Very small strokes at the middle with clear attacks and releases. Start with "T" or "K" sound. Martelé more accented.

7 

Reset at frog

Retakes: Control the bow while lifting; relax after setting at frog. Limit the size of motions.

8 


frog

Retakes: Use a generous stroke for the long note; relocate near the frog for the 8ths.

9 


Reset nr. frog

Resetting for the pickup: Use a long down-bow; relocate near the frog for the pickup. Keep a steady beat, subdivide in 8ths.


10 

Long bow Reset nr. frog

Resetting for the triplet: Similar to example 9.

11 

Slurred staccato/Linked/Hooked: Divide the bow equally and match articulation. When dashes are used, this stroke is called Louré .

12 

Double ups: Finish the quarter on the string; start the first up from the string. In fast tempi the ups may come off the string.

13

Double pull, double push:
Divide lengths appropriately.
Amount of stop to be decided.
Subdivide by 8ths.

14

Hook the pickup: Save bow to
make the 8th clear and precise.
Subdivide by 8ths.

15

Chain pickups: Divide bow
wisely. Be metronomically
precise by subdividing by
16ths.

16


Dotted 8ths & 16th: Limit bow
especially on the 16th.
Subdivide by 16ths.

17

Dynamics against the grain:
Practice at *grave* tempo. Save bow
and vary bow weight especially at
tip.

18

Control the upbow: Avoid an
accent on the quarter; sustain the
slow bow, lighten the fast up bow.

19 

Zig-zag stroke: Slow, heavy down-bow; "fudge" the 8ths and return to the frog by the end of the bar. Even dynamic.

20 


Spiccato: Stay near balance point; bounce off the string. Control height of the bounce. Explore "dry" vs "brushed"

21 


Multiple down-bows: All at the frog. With energy.

22 

Galloping rhythm: Use small strokes at the middle. Stop the 8th cleanly and noiselessly.

23 

6/8 rhythm: Achieve a true 2/3 to 1/3 ratio; different than items 13 or 16 above. Divide bow length wisely. Subdivide by 8ths.

24 

Fortepiano: Attack strongly then drop at once to *piano*. Control bow speed and weight.

25 

Sautillé: Tiny strokes near the balance point; bow bounces itself. Only possible in faster tempi.